



## **Access Level, User Permissions & Keycloak Roles**

Understanding & Using them Correctly

---

Prepared by STChealth  
January 2021

STChealth  
411 South 1st Street  
Phoenix, AZ 85004  
480.745.8500 phone  
602.598.7712 fax  
[www.STChealth.com](http://www.STChealth.com)

# CONTENTS

<b>User Permissions – Strategies &amp; Information</b> .....	3
<b>Access Levels, User Permissions vs Keycloak Roles: What are the Differences?</b> .....	3
<b>Access Levels</b> .....	3
<b>Client vs View Access</b> .....	3
<b>Organization vs Facility Access</b> .....	4
<b>Available Permissions For each Access Level</b> .....	5
<b>County View</b> .....	5
<b>Facility Client</b> .....	6
<b>Facility View</b> .....	7
<b>Health Promotions Client</b> .....	7
<b>Child Care User</b> .....	8
<b>Child Care State Coordinator</b> .....	8
<b>Child Care District Coordinator</b> .....	8
<b>Organization (IRMS) Client</b> .....	9
<b>No Login</b> .....	10
<b>Provider Recruitment</b> .....	11
<b>Registry Client</b> .....	12
<b>Registry View</b> .....	13
<b>School District Client</b> .....	13
<b>School Nurse</b> .....	14
<b>School Nurse Coordinator</b> .....	15
<b>School Nurse-Facility Nurse</b> .....	15
<b>Vendor View</b> .....	16
<b>Permissions</b> .....	17
<b>IWeb Permissions Detailed</b> .....	17
<b>Permissions that can't be picked together</b> .....	27
<b>Permissions that must be picked together</b> .....	27
<b>Keycloak</b> .....	29
<b>Application Access Roles</b> .....	29
<b>User Type Roles</b> .....	30
<b>Creation of Accounts</b> .....	32
<b>Recommended SMaRT AFIX Keycloak Roles</b> .....	35
<b>VOMS Permissions Recommendations</b> .....	37

**Permissions Related to specifically to VOMS..... 388**  
**Appendix A ..... 39**

## USER PERMISSIONS – STRATEGIES & INFORMATION

### ACCESS LEVELS, USER PERMISSIONS VS KEYCLOAK ROLES: WHAT ARE THE DIFFERENCES?

When setting up a user in IWeb, there are multitudes of combinations of how a user can be set up. This document will help those creating users to be able to set-up users with ease and with clarity on how permissions affect what the user will be able to do in the applications.

First point of clarification is the difference between Access Levels, Permissions, and Keycloak roles. For each user, at least one of each category has to be selected. Here is the breakdown of what each component is comprised of:

#### ACCESS LEVELS

IWeb organizes access to its system into several categories. Access levels limits the permissions that can be given to a user. Not all permissions must be given to the user with a given access level but can be customized according to your needs.

#### CLIENT VS VIEW ACCESS

The major difference between Client and View access is:

**-Client:** Users with the Client access level can read (view) and write (add new and modify existing) information.

**-View:** Users with the View access level can only read (view) information that is displayed on the screen. They cannot modify any information.

**Recommended Strategy:** Review the access levels to see what permissions are associated with each access level. This will help in deciding which access level to grant the user.

## ORGANIZATION VS FACILITY ACCESS

The main difference between Organization Client/View and Facility Client/View is that users with Organization access can view data and information for all the facilities that fall under the organization. Users with Facility access can only view data and information for the facility that they have been assigned.



### Access Assignment Example

- If a user is given access to Organization A: the user will have access to Organization A, Facility 1, Facility 2, and Facility 3 data.
- If a user is given access to Facility 2: the user will only have access to Facility 2.

**Recommended Strategy:** Assign Organization access to only those users that will need to access the entire organization's data. If certain users only need to handle data for their respective facility, only provide access to the facility and not the entire organization.

## AVAILABLE PERMISSIONS FOR EACH ACCESS LEVEL

### COUNTY VIEW

Access Level	Permissions Available
<p><b>County View</b></p> <p><i>County view limits the reporting access to organizations within the specified county.</i></p> <p><i>The county view user will have limited access to the following reports</i></p> <ol style="list-style-type: none"> <li>1. <i>Management Reports: Pocket of Need</i></li> <li>2. <i>Provider Submission Detail</i></li> <li>3. <i>Patient Detail</i></li> <li>4. <i>Vaccination Data Quality</i></li> <li>5. <i>Vaccination Data Quality Detail</i></li> <li>6. <i>Order History Comparison Report</i></li> <li>7. <i>Coverage Rate Report</i></li> </ol> <p><i>This access level requires UFM access in order to generate these reports.</i></p>	<ul style="list-style-type: none"> <li>• Block Adverse Reaction</li> <li>• Block Contraindication</li> <li>• Block IWeb Core Access</li> <li>• Block Vaccination Access</li> <li>• CASA Export</li> <li>• Cold Storage Electronic Submission (IN only)</li> <li>• Lead View Access (IN, LA, OH, WV only)</li> <li>• Lot Number Manager Edit (IN only)</li> <li>• Management Reports</li> <li>• MyIR (AK, AZ, LA, WA, WV only)</li> <li>• MyIR Verifier (AB excluded)</li> <li>• Provider Ordering</li> <li>• Serology View Access (TN, WA, WV excluded)</li> <li>• State / Local Order Approver</li> <li>• UFM Access</li> <li>• View Pocket of Need Reports</li> </ul>

FACILITY CLIENT

Access Level	Permissions Available	
<p><b>Facility Client</b></p>	<ul style="list-style-type: none"> <li>• Allow Provider Manual Deduplication</li> <li>• Allow Public Lot Addition</li> <li>• Block Administered Vaccine Entry</li> <li>• Block Adverse Reaction</li> <li>• Block Contraindication</li> <li>• Block IWeb Core Access</li> <li>• Block Patient Data Access</li> <li>• Block User Management Access</li> <li>• Block Vaccination Access</li> <li>• Bypass Consent (MT only)</li> <li>• Bypass Ordering Requirements</li> <li>• CASA Export</li> <li>• Cold Storage Electronic Submission (IN only)</li> <li>• Correct Lot Decrementing</li> <li>• Default Vaccine Management</li> <li>• DTT Export Source Option</li> <li>• DTT Import Access</li> <li>• DTT Profile Creator</li> <li>• Default Vaccine Management</li> <li>• Enable Oral Health Reports (WV only)</li> <li>• Enable Oral Health Service (WV only)</li> <li>• Executive Dashboard Access</li> <li>• iCAT</li> <li>• Inactivate Lot Numbers</li> <li>• Inactivate Patients</li> <li>• Inventory Correction</li> <li>• Lead Management Access (IN, LA, OH, WV only)</li> <li>• Lead View Access (IN, LA, OH, WV only)</li> </ul>	<ul style="list-style-type: none"> <li>• Lot Number Manager Access</li> <li>• Lot Number Manager Edit</li> <li>• Manage Reminder/Recall</li> <li>• Management Reports</li> <li>• Map Designer Access</li> <li>• Mass Immunizations</li> <li>• Master Patient Data Access</li> <li>• MyIR (AK, AZ, LA, WA, WV only)</li> <li>• MyIR Verifier (AB Excluded)</li> <li>• PHC-Hub Access</li> <li>• Physician Administration</li> <li>• Provider Ordering</li> <li>• Query HL7 Access Only</li> <li>• Remote Clinic Export</li> <li>• Run Reminder/Recall</li> <li>• Security Access</li> <li>• Serology Management Access (TN, WA, WV excluded)</li> <li>• Serology View Access (TN, WA, WV excluded)</li> <li>• State / Local Order Approver</li> <li>• Suppress Demographics Address Check</li> <li>• System Administration</li> <li>• System Administration (Limited) (AB Only)</li> <li>• Third Party Billing Access (WY only)</li> <li>• UFM Access</li> <li>• Update Facilities Through DTT or HL7</li> <li>• Update Password HL7 Access</li> <li>• Upload HL7 Access</li> <li>• View Pocket of Need Reports</li> <li>• Waitlist Access</li> </ul>

### FACILITY VIEW

Access Level	Permissions Available
<p><b>Facility View</b></p>	<ul style="list-style-type: none"> <li>• Allow View User to Edit Patients</li> <li>• Block Adverse Reaction</li> <li>• Block Contraindication</li> <li>• Block IWeb Core Access</li> <li>• Block Vaccination Access</li> <li>• CASA Export</li> <li>• Cold Storage Electronic Submission (IN only)</li> <li>• Enable Oral Health Reports (WV only)</li> <li>• Enable Oral Health Service (WV only)</li> <li>• Executive Dashboard Access</li> <li>• Lead Management Access (IN, LA, OH, WV only)</li> <li>• Lead View Access (IN, LA, OH, WV only)</li> <li>• Lot Number Manager Edit (IN only)</li> <li>• Management Reports</li> <li>• Map Designer Access</li> <li>• Mass Immunizations</li> <li>• Master Patient Data Access</li> <li>• MyIR (AK, AZ, LA, WA, WV only)</li> <li>• MyIR Verifier (AB excluded)</li> <li>• Provider Ordering</li> <li>• Security Access</li> <li>• Serology Management (TN, WA, WV excluded)</li> <li>• Serology View Access (TN, WA, WV excluded)</li> <li>• State / Local Order Approver</li> <li>• UFM Access</li> <li>• View Pocket of Need Reports</li> <li>• View User Report Access</li> <li>• Waitlist Access</li> </ul>

### HEALTH PROMOTIONS CLIENT

Access Level	Permissions Available
<p><b>Health Promotions Client*</b></p> <p>WA only</p>	<ul style="list-style-type: none"> <li>• Block Administered Vaccine Entry</li> <li>• Block IWeb Core Access</li> <li>• Block Vaccination Access</li> <li>• Mass Immunizations</li> <li>• MyIR</li> <li>• MyIR Verifier</li> <li>• PHC-Hub Access</li> <li>• Provider Ordering</li> <li>• State / Local Order Approver</li> <li>• View Pocket of Need Reports</li> <li>• Waitlist Access</li> </ul>



### CHILD CARE USER

Access Level	Description
<p><b>Child Care User*</b> AZ, LA, MS, WY only</p>	<ul style="list-style-type: none"> <li>• Block Administered Vaccine Entry</li> <li>• Block Vaccination Access</li> <li>• MyIR (AZ, LA only)</li> <li>• MyIR Verifier</li> </ul>

### CHILD CARE STATE COORDINATOR

Access Level	Description
<p><b>Child Care State Coordinator*</b> AZ, LA, MS, WY only</p>	<ul style="list-style-type: none"> <li>• Block Administered Vaccine Entry</li> <li>• Block Vaccination Access</li> <li>• Child Care Administrator</li> <li>• MyIR (AZ, LA only)</li> <li>• MyIR Verifier</li> <li>• UFM Access (AZ only)</li> </ul>

### CHILD CARE DISTRICT COORDINATOR

Access Level	Description
<p><b>Child Care District Coordinator*</b> AZ, LA, MS, WY only</p>	<ul style="list-style-type: none"> <li>• Block Administered Vaccine Entry</li> <li>• Block Vaccination Access</li> <li>• Child Care Administrator</li> <li>• MyIR (AZ, LA only)</li> <li>• MyIR Verifier</li> <li>• UFM Access (AZ only)</li> </ul>



ORGANIZATION (IRMS) CLIENT

Access Level	Permissions Available	
<p><b>Organization (IRMS) Client</b></p>	<ul style="list-style-type: none"> <li>• Allow Provider Manual Deduplication</li> <li>• Allow Public Lot Addition</li> <li>• Block Administered Vaccine Entry</li> <li>• Block Adverse Reaction</li> <li>• Block Contraindication</li> <li>• Block IWeb Core Access</li> <li>• Block Patient Data Access</li> <li>• Block User Management Access</li> <li>• Block Vaccination Access</li> <li>• Bypass Consent (MT only)</li> <li>• Bypass Ordering Requirements</li> <li>• CASA Export</li> <li>• Cold Storage Electronic Submission (IN only)</li> <li>• Correct Lot Decrementing</li> <li>• Default Vaccine Management</li> <li>• DTT Export Source Option</li> <li>• DTT Import Access</li> <li>• DTT Profile Creator</li> <li>• Enable Oral Health Reports (WV only)</li> <li>• Enable Ora Health Service (WV only)</li> <li>• Executive Dashboard Access</li> <li>• Facility Administration</li> <li>• HEDIS Assessment</li> <li>• iCAT</li> <li>• Inactivate Lot Numbers</li> <li>• Inactivate Patients</li> <li>• Inventory Correction</li> <li>• IRMS User Level Administration</li> <li>• Lead Management Access (IN, LA, OH, WV only)</li> <li>• Lead View Access (IN, LA, OH, WV only)</li> <li>• Lot Number Manager Access</li> </ul>	<ul style="list-style-type: none"> <li>• Lot Number Manager Edit</li> <li>• Manage Reminder/Recall</li> <li>• Management Reports</li> <li>• Map Designer Access</li> <li>• Mass Immunizations</li> <li>• Master Patient Data Access</li> <li>• MyIR (AK, AZ, LA, WA, WV only)</li> <li>• MyIR Verifier (AB Excluded)</li> <li>• Organization (IRMS) Administration</li> <li>• PHC-Hub Access</li> <li>• Physician Administration</li> <li>• Provider Ordering</li> <li>• Query HL7 Access Only</li> <li>• Remote Clinic Export</li> <li>• Run Reminder/Recall</li> <li>• Security Access</li> <li>• Serology Management Access (TN, WA, WV excluded)</li> <li>• Serology View Access (TN, WA, WV excluded)</li> <li>• State / Local Order Approver</li> <li>• Suppress Demographics Address Check</li> <li>• System Administration</li> <li>• System Administration (Limited), (AB only)</li> <li>• Third Party Billing Access (WY only)</li> <li>• UFM Access</li> <li>• Update Facilities Through DTT or HL7</li> <li>• Update Password HL7 Access</li> <li>• Upload HL7 Access</li> <li>• Vaccine Ordering Management</li> <li>• View Pocket of Need Reports</li> <li>• Waitlist Access</li> </ul>

## Organization (IRMS) View

Access Level	Permissions Available
<p><b>Organization (IRMS) View</b></p>	<ul style="list-style-type: none"> <li>• Allow View User to Edit Patients</li> <li>• Block Adverse Reaction</li> <li>• Block Contraindication</li> <li>• Block IWeb Core Access</li> <li>• Block Vaccination Access</li> <li>• CASA Export</li> <li>• Cold Storage Electronic Submission (IN only)</li> <li>• DTT Import Access</li> <li>• Executive Dashboard Access</li> <li>• Lead Management Access (IN, LA, OH, WV only)</li> <li>• Lead View Access (IN, LA, OH, WV only)</li> <li>• Lot Number Manager Edit (IN only)</li> <li>• Management Reports</li> <li>• Map Designer Access</li> <li>• Mass Immunizations</li> <li>• Master Patient Data Access</li> <li>• MyIR (AK, AZ, LA, WA, WV only)</li> <li>• MyIR Verifier (AB Excluded)</li> <li>• Provider Ordering</li> <li>• Security Access</li> <li>• Serology Management Access (TN, WA, WV excluded)</li> <li>• Serology View Access (TN, WA, WV excluded)</li> <li>• State / Local Order Approver</li> <li>• UFM Access</li> <li>• Update Facilities Through DTT or HL7</li> <li>• View Pocket of Need Reports</li> <li>• View User Reports Access</li> <li>• Waitlist Access</li> </ul>

## No LOGIN

Access Level	Permissions Available
<p><b>No Login</b></p>	<ul style="list-style-type: none"> <li>• Block Vaccination Access</li> <li>• Cold Storage Electronic Submission</li> <li>• Global Submitter</li> <li>• Lot Number Manager Edit (IN only)</li> <li>• MyIR (AK, AZ, LA, WA, WV)</li> <li>• MyIR Verifier (AB excluded)</li> <li>• PHC-Hub Run Web Service Export</li> <li>• Query HL7 Access Only</li> <li>• Upload HL7 Access</li> </ul>

PROVIDER RECRUITMENT

Access Level	Permissions Available
<p><b>Provider Recruitment*</b></p> <p>AK, LA, WA, WV only</p>	<ul style="list-style-type: none"> <li>• Block Administered Vaccine Entry</li> <li>• Block IWeb Core Access</li> <li>• Block Vaccination Access</li> <li>• Facility Administration</li> <li>• Management Reports</li> <li>• MyIR</li> <li>• MyIR Verifier (AB excluded)</li> <li>• Physician Administration</li> <li>• Project Tracker Access (AK only)</li> <li>• Provider Ordering</li> <li>• Provider Recruitment Administrator</li> <li>• State / Local Order Approver</li> <li>• System Administration</li> <li>• System Administration (Limited), (AB Only)</li> <li>• UFM Access</li> <li>• View Pocket of Need Reports</li> <li>• Waitlist Access</li> </ul>



REGISTRY CLIENT

Access Level	Permissions Available	
<p><b>Registry Client</b></p>	<ul style="list-style-type: none"> <li>• Add State Logo to Reminder/Recall Notifications</li> <li>• Aggregate Vaccine Counts</li> <li>• Allow Public Lot Addition</li> <li>• Block Administered Vaccine Entry</li> <li>• Block Adverse Reaction</li> <li>• Block Contraindication</li> <li>• Block Patient Data Access</li> <li>• Block User Management Access</li> <li>• Block Vaccination Access</li> <li>• Bypass Consent (MT only)</li> <li>• Bypass Ordering Requirements</li> <li>• CASA Export</li> <li>• Child Care Administrator (AZ, LA, MS only)</li> <li>• Cold Storage Electronic Submission (IN only)</li> <li>• Correct Lot Decrementing</li> <li>• CRA Administration</li> <li>• Create Alerts</li> <li>• Create/Send Messages</li> <li>• Default Vaccine Management</li> <li>• Delete Administered and Historical Vaccine</li> <li>• Delete Patient Access</li> <li>• Display Inactive IRMS Dropdown</li> <li>• Document Center Access</li> <li>• DTT Export Source Option</li> <li>• DTT Import Access</li> <li>• DTT Profile Creator</li> <li>• Enable Oral Health Reports (WV only)</li> <li>• Enable Oral Health Service (WV only)</li> <li>• Executive Dashboard Access</li> <li>• Facility Administration</li> <li>• Health Promotions Administrator (WA only)</li> <li>• HEDIS Assessment</li> <li>• iCAT</li> <li>• Inactivate Lot Numbers</li> <li>• Inactivate Patients</li> <li>• Inventory Correction</li> <li>• Lead Management Access (IN, LA, OH, WV only)</li> <li>• Lead View Access (IN, LA, OH, WV only)</li> </ul>	<ul style="list-style-type: none"> <li>• Lot Number Manager Access</li> <li>• Lot Number Manager Edit</li> <li>• Manage Reminder/Recall</li> <li>• Management Reports</li> <li>• Map Designer Access</li> <li>• Mass Immunizations</li> <li>• Master Patient Data Access</li> <li>• Message of the Day Edit Access</li> <li>• MyIR (AK, AZ, LA, WA, WV only)</li> <li>• MyIR Verifier (AB Excluded)</li> <li>• PHC-Hub Access</li> <li>• PHC-Hub Run Web Service Export</li> <li>• Physician Administration</li> <li>• Project Tracker Access</li> <li>• Provider Ordering</li> <li>• Provider Recruitment Administrator</li> <li>• Registry Settings</li> <li>• Remote Clinic Export</li> <li>• Run Registry Reports</li> <li>• Run Reminder/Recall</li> <li>• Security Access</li> <li>• Serology Management Access (TN, WA, WV excluded)</li> <li>• Serology View Access (TN, WA, WV excluded)</li> <li>• State / Local Order Approver</li> <li>• Suppress Demographics Address Check</li> <li>• System Administration</li> <li>• System Administration (Limited), (AB Only)</li> <li>• Terminate Session</li> <li>• Third Party Billing Access</li> <li>• UFM Access</li> <li>• Update Facilities Through DTT or HL7</li> <li>• Upload HL7 Access</li> <li>• Vaccine Ordering Management</li> <li>• View Patient Address History</li> <li>• View Pocket of Need Reports</li> <li>• Waitlist Access</li> </ul>



REGISTRY VIEW

Access Level	Permissions Available	
<p><b>Registry View</b></p>	<ul style="list-style-type: none"> <li>• Block Adverse Reaction</li> <li>• Block Contraindication</li> <li>• Block IWeb Core Access</li> <li>• Block Vaccination Access</li> <li>• Cold Storage Electronic Submission (IN only)</li> <li>• CASA Export</li> <li>• Custom Reports Access</li> <li>• DTT Import Access</li> <li>• Executive Dashboard Access</li> <li>• Lead Management Access (IN, LA, OH, WV only)</li> <li>• Lead View Access (IN, LA, OH WV only)</li> <li>• Lot Number Manager Edit (IN only)</li> <li>• Management Reports</li> <li>• Map Designer Access</li> <li>• Mass Immunizations</li> <li>• Master Patient Data Access</li> </ul>	<ul style="list-style-type: none"> <li>• MyIR (AZ only)</li> <li>• MyIR Verifier, (AB excluded)</li> <li>• PHC-Hub Access</li> <li>• PHC-Hub Run Web Service Export (AK, AZ, WA, WV excluded)</li> <li>• Provider Ordering</li> <li>• Run Registry Reports</li> <li>• Security Access</li> <li>• Serology Management Access (TN, WA, WV excluded)</li> <li>• Serology View Access (TN, WA, WV excluded)</li> <li>• State / Local Order Approver</li> <li>• UFM Access</li> <li>• Update Facilities Through DTT or HL7</li> <li>• View Pocket of Need Reports</li> <li>• View User Report Access</li> <li>• Waitlist Access</li> </ul>

SCHOOL DISTRICT CLIENT

Access Level	Permissions Available	
<p><b>School District Client</b> DC &amp; PR Excluded</p>	<ul style="list-style-type: none"> <li>• Block Administered Vaccine Entry</li> <li>• Block Adverse Reaction</li> <li>• Block Contraindication</li> <li>• Block IWeb Core Access</li> <li>• Block Vaccination Access</li> <li>• Bypass Consent (MT Only)</li> <li>• Bypass Ordering Requirements</li> <li>• CASA Export</li> <li>• Cold Storage Electronic Submission (IN Only)</li> <li>• Correct Lot Decrementing</li> <li>• DTT Export Source Option</li> <li>• DTT Profile Creator</li> <li>• Enable Oral Health Reports (WV Only)</li> <li>• Enable Oral Health Service (WV Only)</li> <li>• Facility Administration</li> <li>• Health Promotions Administrator (WA Only)</li> <li>• Inactivate Lot Numbers</li> <li>• Inactivate Patients</li> </ul>	<ul style="list-style-type: none"> <li>• Mass Immunizations</li> <li>• MyIR (AK, AZ, LA, WA, WV only)</li> <li>• MyIR Verifier, (AB excluded)</li> <li>• Physician Administration</li> <li>• Provider Ordering</li> <li>• Provider Recruitment Administrator</li> <li>• Query HL7 Access Only</li> <li>• Registry Settings</li> <li>• Remote Clinic Export</li> <li>• SNM Export Patient Data</li> <li>• School Nurse Admin Reports Only</li> <li>• School Nurse Annual Report Only</li> <li>• School Nurse Vaccine Administrator</li> <li>• Security Access</li> <li>• Serology Management Access (TN, WA, WV excluded)</li> <li>• Serology View Access (TN, WA, WV excluded)</li> <li>• State / Local Order Approver</li> <li>• Suppress Demographics Address</li> </ul>

	<ul style="list-style-type: none"> <li>• Inventory Correction</li> <li>• Lead Management Access (IN, LA, OH WV only)</li> <li>• Lead View Access (IN, LA, OH WV only)</li> <li>• Lot Number Manager Access</li> <li>• Lot Number Management Edit (IN only)</li> <li>• Management Reports</li> <li>• Map Designer Access</li> </ul>	<ul style="list-style-type: none"> <li>• Check</li> <li>• System Administration</li> <li>• System Administration(Limited), (AB only)</li> <li>• Terminate Session</li> <li>• UFM Access</li> <li>• Upload Password HL7 Access</li> <li>• View Pocket of Need Reports</li> <li>• Waitlist Access</li> </ul>
--	--	--

**SCHOOL NURSE**

Access Level	Permissions Available	
<p><b>School Nurse</b> DC &amp; PR Excluded</p>	<ul style="list-style-type: none"> <li>• Block Administered Vaccine Entry</li> <li>• Block Adverse Reaction</li> <li>• Block Contraindication</li> <li>• Block IWeb Core Access</li> <li>• Block Vaccination Access</li> <li>• Bypass Consent (MT only)</li> <li>• Bypass Ordering Requirements</li> <li>• CASA Export</li> <li>• Cold Storage Electronic Submission (IN only)</li> <li>• Correct Lot Decrementing</li> <li>• DTT Export Source Option</li> <li>• DTT Profile Creator</li> <li>• Enable Oral Health Reports (WV only)</li> <li>• Enable Oral Health Service (WV only)</li> <li>• Facility Administration</li> <li>• Health Promotions Administrator (WA only)</li> <li>• Inactivate Lot Numbers</li> <li>• Inactivate Patients</li> <li>• Inventory Correction</li> <li>• Lead Management Access (IN, LA, OH, WV only)</li> <li>• Lead View Access (IN, LA, OH, WV only)</li> <li>• Lot Number Manager Access</li> <li>• Lot Number Manager Edit (IN only)</li> <li>• Management Reports</li> <li>• Map Designer Access</li> </ul>	<ul style="list-style-type: none"> <li>• Mass Immunizations</li> <li>• MyIR (AK, AZ, LA, WA, WV only)</li> <li>• MyIR Verifier, (AB excluded)</li> <li>• Physician Administration</li> <li>• Provider Ordering</li> <li>• Provider Recruitment Administrator</li> <li>• Query HL7 Access Only</li> <li>• Registry Settings</li> <li>• Remote Clinic Export</li> <li>• SNM Export Patient Data</li> <li>• School Nurse Admin Reports Only</li> <li>• School Nurse Annual Report Only</li> <li>• School Nurse Vaccine Administrator</li> <li>• Security Access</li> <li>• Serology Management Access (TN, WA, WV excluded)</li> <li>• Serology View Access (TN, WA, WV excluded)</li> <li>• State / Local Order Approver</li> <li>• Suppress Demographics Address Check</li> <li>• System Administration</li> <li>• System Administration (Limited), (AB only)</li> <li>• Terminate Session</li> <li>• UFM Access</li> <li>• View of Pocket of Need Reports</li> <li>• Waitlist Access</li> </ul>

## SCHOOL NURSE COORDINATOR

Access Level	Permissions Available	
<p><b>School Nurse Coordinator</b></p> <p>DC &amp; PR Excluded</p>	<ul style="list-style-type: none"> <li>• Block Administered Vaccine Entry</li> <li>• Block Adverse Reaction</li> <li>• Block Contraindication</li> <li>• Block IWeb Core Access</li> <li>• Block Vaccination Access</li> <li>• Bypass Consent (MT only)</li> <li>• Bypass Ordering Requirements</li> <li>• CASA Export</li> <li>• Cold Storage Electronic Submission (IN only)</li> <li>• Correct Lot Decrementing</li> <li>• DTT Export Source Option</li> <li>• DTT Import Access</li> <li>• DTT Profile Creator</li> <li>• Enable Oral Health Reports (WV only)</li> <li>• Enable Oral Health Service (WV only)</li> <li>• Facility Administration</li> <li>• Health Promotions Administrator</li> <li>• Inactivate Lot Numbers</li> <li>• Inactivate Patients</li> <li>• Inventory Correction</li> <li>• Lead Management Access (IN, LA, OH, WV only)</li> <li>• Lead View Access (IN, LA, OH, WV only)</li> <li>• Lot Number Manager Access</li> <li>• Lot Number Manager Edit (IN only)</li> </ul>	<ul style="list-style-type: none"> <li>• Management Reports</li> <li>• Map Designer Access</li> <li>• Mass Immunizations</li> <li>• MyIR (AK, AZ, LA, WA, WV only)</li> <li>• MyIR Verifier (AB excluded)</li> <li>• Physician Administration</li> <li>• Provider Ordering</li> <li>• Provider Recruitment Administrator</li> <li>• Query HL7 Access Only</li> <li>• Registry Settings</li> <li>• Remote Clinic Export</li> <li>• SNM Export Patient Data</li> <li>• School Nurse Vaccine Administrator</li> <li>• Security Access</li> <li>• Serology Management Access (TN, WA, WV excluded)</li> <li>• Serology View Access (TN, WA, WV excluded)</li> <li>• State / Local Order Approver</li> <li>• Suppress Demographics Address Check</li> <li>• System Administration</li> <li>• System Administration (Limited), (AB only)</li> <li>• Terminate Session</li> <li>• UFM Access</li> <li>• View Pocket of Need Reports</li> <li>• Waitlist Access</li> </ul>

## SCHOOL NURSE-FACILITY NURSE

Access Level	Permissions Available	
	<ul style="list-style-type: none"> <li>• Block Administered Vaccine Entry</li> <li>• Block Adverse Reaction</li> <li>• Block Contraindication</li> </ul>	<ul style="list-style-type: none"> <li>• Management Reports</li> <li>• Map Designer Access</li> <li>• Mass Immunizations</li> </ul>



<p><b>School Nurse-Facility Nurse</b></p> <p>DC &amp; PR Excluded</p>	<ul style="list-style-type: none"> <li>• Block IWeb Core Access</li> <li>• Block Vaccination Access</li> <li>• Bypass Consent (MT only)</li> <li>• Bypass Ordering Requirements</li> <li>• CASA Export</li> <li>• Cold Storage Electronic Submission (IN only)</li> <li>• Correct Lot Decrementing</li> <li>• DTT Export Source Option</li> <li>• DTT Profile Creator</li> <li>• Enable Oral Health Reports (WV only)</li> <li>• Enable Oral Health Service (WV only)</li> <li>• Facility Administration</li> <li>• Health Promotions Administrator (WA only)</li> <li>• Inactivate Lot Numbers</li> <li>• Inactivate Patients</li> <li>• Inventory Correction</li> <li>• Lead Management Access (IN, LA, OH, WV only)</li> <li>• Lead View Access (IN, LA, OH, WV only)</li> <li>• Lot Number Manager Access</li> <li>• Lot Number Manager Edit (IN only)</li> </ul>	<ul style="list-style-type: none"> <li>• MyIR (AK, AZ, LA, WA, WV only)</li> <li>• MyIR Verifier (AB excluded)</li> <li>• Physician Administration</li> <li>• Provider Ordering</li> <li>• Provider Recruitment Administrator</li> <li>• Query HL7 Access Only</li> <li>• Registry Settings</li> <li>• Remote Clinic Export</li> <li>• SNM Export Patient Data</li> <li>• School Nurse Vaccine Administrator</li> <li>• Security Access</li> <li>• Serology Management Access (TN, WA, WV excluded)</li> <li>• Serology View Access (TN, WA, WV excluded)</li> <li>• State / Local Order Approver</li> <li>• Suppress Demographics Address Check</li> <li>• System Administration</li> <li>• System Administration(Limited), (AB only)</li> <li>• Terminate Session</li> <li>• UFM Access</li> <li>• View Pocket of Need Reports</li> <li>• Waitlist Access</li> </ul>
---	---	--

**VENDOR VIEW**

Access Level	Permissions Available
<p><b>Vendor View</b></p>	<ul style="list-style-type: none"> <li>• Add State Logo to Reminder/Recall Notifications</li> <li>• Block IWeb Core Access</li> <li>• Block Vaccination Access</li> <li>• Cold Storage Electronic Submission (IN only)</li> <li>• DTT Import Access</li> <li>• DTT Profile Creator</li> <li>• HEDIS Assessment</li> <li>• Lot Number Manager Edit (IN only)</li> <li>• Mass Immunizations</li> <li>• MyIR (AZ only)</li> <li>• MyIR Verifier, (AB excluded)</li> <li>• Provider Ordering</li> <li>• State / Local Order Approver</li> <li>• Update Facilities Through DTT or HL7</li> <li>• View Pocket of Need Reports</li> <li>• Waitlist Access</li> </ul>

## PERMISSIONS

After determining the access level for a user, the user permissions need to be assigned. Permissions provide users the functionality to perform additional functions within the system based on specific tasks. For example, Provider Ordering allows a user to order vaccines within VOMS. Multiple permissions can be given to a single user. However, there are certain permissions that cannot be selected together and there are certain permissions that must be selected together.

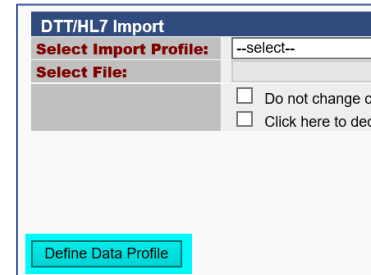
### IWEB PERMISSIONS DETAILED

- **Add State Logo to Reminder/Recall Notifications-** When users are selecting the method to contact their reminder/recall list of patients, the **Include State Logo** becomes available when the Print Letters, Create Avery 8387 Postcards, or Send Email option has been selected.
- **Aggregate Vaccine Counts-** When the user has this permission and the Lot Number Manager Access permission, the Aggregate Vaccine Counts option will display under the Inventory section of VOMS 1.0. This link allows users to enter new lots in a table format to bulk add inventory.
- **Allow Provider Manual Deduplication-** Allows organization and facility client users access to the Manual Deduplication queue for records under their organization/facility. It also provides access to the Separate Bad Merges menu item.
- **Allow Public Lot Addition\*\*-** Allows users to add inventory with public funding sources to their inventory manually. Lot Number Manager Access must be given for this permission to work correctly.
- **Allow View User to Edit Patients-** Allows Org/Facility View Users to edit patient demographics. User cannot add patients or vaccines with this permission.
- **Block Administered Vaccine Entry-** This permission blocks the user from entering administered vaccines.
- **Block Adverse Reaction-** Prevents the Adverse Reaction field from displaying on the Vaccination View/Add page for the user.
- **Block Contraindications-** Prevents the Contraindications (Special Considerations) button to appear on the Vaccination View/Add page for the user.
- **Block IWeb Core Access-** Prevents access to IWeb core application for Mass Immunization Users. Note: If the Block IWeb Core Access is set for a County View user, the Settings menu option is removed from the left-hand menu in IWeb. However, if Block IWeb Core Access permission is NOT set for a County View user, only Forecast (if enabled) displays under Settings.
- **Block Patient Data Access\*-** User cannot see any patient information and records.
- **Block User Management\*-** Takes away the user management part of the application so users cannot be created or edited.
- **Block Vaccination Access-** Users with this permission will not be able to Select/View the Vaccination menu option in IWeb.
- **Bypass Consent-** This permission is only available for states that are an Opt In State. It will exempt the user from the Vaccination menu item from being grayed out. This will allow the user to View and Add Administered and Historical Vaccinations

to existing 'no consent' and undetermined consent patients. They will also be able to generate a school form (MT), generate an IWeb patient record report, and appear on the Patient Changes and Patient Queries report for consent denied patients. They will not be able to view consent denied patients in core module reports or in Manage Population.

- **Bypass Ordering Requirements\*\***- When the user has this permission and the Lot Number Manager Access permission, the *Skip* button will be available for all options that can display before the *Choose Order Set* screen when ordering. The *Skip* button will be available on the Cold Chain, Correct Decrementing, and Reconciliation screen when the property is enabled.
- **CASA Export**- Gives users the access to CASA (Clinic Assessment Software Application) Export menu item in IWeb. Exporting to CASA is done to export patient immunization coverage rates.
- **Child Care Administrator**- Only for jurisdictions that have enabled the Child Care Module. This option enables the Child Care Administrator (District or State) to edit Child Care Name, Health District, Inactive Status, Child Care Type, Licensure, ICCP, Food Program (CACFP), and Date of Last Health Inspection fields on the Edit Child Care, Child Care Maintenance, and Define Child Care Facilities screens.
- **Cold Storage Electronic Submission**- Allows digital data logger devices to transmit temperature data to cold storage unit logs. This is for the American Pharma monitoring service.
- **Correct Lot Decrementing\*\***-When the user has this permission and the Lot Number Manager Access permission, they can access and use the Correct Decrementing section of VOMS.
- **CRA Administration**-This permission enables the Countermeasure and Response Administration for Mass Immunization Campaigns/Tiers and displays Agg Reporting in the Exports menu.
- **Create Alerts**- Allows user to access the Alerts menu option under Administration>Settings in IWeb. Users can create Alerts for Provider Agreements, Vaccine Wastage, and Calibration Expiration. A customized message can be emailed to a provider contact when the trigger threshold for the alert has been met.
- **Create/Send Messages**- Enable Automatic Message must be enabled (Administration>Properties>Provider Agreement and Pandemic Agreement). User can send a message to a provider that can be received through the IIS or through email that is on file for the provider.
- **Custom Report Access**- This permission enables the Define Custom and custom options to display in the Reports sidebar, which provides a consolidated, real-time query and reporting of mass dispensing activities by the Emergency Operations Center (EOC)/Preparedness Program. This is only for Registry View users.
- **DTT Export Source Option**- This permission enables the DTT (Data Translation Tool) Source Option to display on the DTT Export page. The two options available determines whether the original record (reserve) or the current record (master) is exported. Must have an organization/facility selected in IWeb.

- **DTT Import Access-** Enables the DTT/HL7 Import link under the Import menu item in IWeb. DTT can be used to import patient, vaccine, facility data, lead information, mass immunizations, or school nurse rosters. Must have an Organization selected in IWeb.
- **DTT Profile Creator-** Enables the *Define Data Profile* button on both the DTT Import and DTT Export Pages where the user can create/edit a profile which will dictate the format of the data that will be imported/exported.



- **Default Vaccine Management-** Only for Registry/Org/Fac Client Access levels for VOMS 1.0. This permission allows users from the Org/Facility to select a set of default lots for everyone in the Org/Facility. It allows the Facility link to appear in the Settings menu and Default Lot Numbers link to appear by Lot Defaults.
- **Delete Administered & Historical Vaccine-** This permission is only for Registry Clients. This permission enables a Registry Client user to edit/delete administered and historical vaccines, regardless of IRMS ownership and status. It allows state administrators to delete vaccines from inactivated IRMS without having to reactivate the IRMS. This also makes data manipulation requests easier since the administrator does not have to toggle between IRMS.
- **Delete Patient Access\*\*-** This permission is only for Registry Clients. Grants users the access to the menu option Patient Record Deletion and Adopt Patient under the Patient Management section on the Administration page in IWeb.
- **Display Inactive IRMS Dropdown-** This permission is for Registry Clients only and affects the Patient Detail report. The IRMS drop down on this report will contain both active and inactive IRMSs.
- **Document Center Access-** This permission is only for Registry Clients. It grants users the access to the Document Center in IWeb where the user can upload documents that providers can then download and view. Documents such as pandemic agreements can be loaded here.
- **Enable Oral Health Reports\*\*-** This permission must be selected with Enable Oral Health Service. It enables the Report menu option under the Oral Health Service menu item in IWeb where the user can report on patients for oral health needs.
- **Enable Oral Health Service-** This permission enables the Oral Health Service menu in IWeb. When a patient is selected, it allows the user to add/view service entries and view the summary page.
- **Executive Dashboard Access-** This permission enables the Executive Dashboard menu and options (Default View and Setup Views) to display in IWeb.
- **Facility Administration-** Enables the facilities menu to be enabled where the user will be able to search, add, and edit information for Facilities. Without this permission, the user will not be able to view any facility details.



- **Global Submitter-** This allows the user to submit HL7 messages through PHC Hub's HL7 interface. This user's password will not expire. This user will be associated with organization(s) that will be using the global submitter account. PHC Hub will identify the organization from the HL7 message MSH-4 Sending Facility field or MSH-22 instead of from the username accompanying the message.
- **HEDIS Assessment-** (Health Plan Employer Data and Information Set) This permission enables the HEDIS menu to display. The module provides the capability to accept a patient listing to be matched to existing registry records. This data is only a sampling of patients and is not imported into the registry. Based on the sample, a vaccination export can be created for the matched patients and their vaccinations. Additionally, a report can be run to view the patients without matches. An organization must be selected for the menu item to appear.
- **Health Promotions Administrator-** When the Health Promotions module is enabled, this permission enables a Health Promotions Info button on the Patient Demographics page for Registry Clients and School Nurse access levels. It also gives the user access to Health Promotions menu item which will include Data Quality, Mailings Export and Email Update, Export, and Mgmt pages. The Health Promotion module sends health-related mailings to children from birth through the age of six. Currently, there are 18 different weekly or yearly mailings that are sent based on a child's age.
- **iCAT-** This permission allows user to access the iCAT module where users can identify members of a population group and of an employer, upload cohorts, review immunity status of a population group, and perform reminder recall on the population group. The "Enable iCAT" property must be enabled under Administration>Properties in IWeb for the permission to populate on user creation/user account edits.
- **Inactivate Lot Numbers-** Allows users to inactivate lot numbers on Reconciliation and Add/Edit Inventory pages. The "Only Allow Registry Clients to Inactive Lots" property will override this permission.
- **Inactivate Patients-** This permission allows users to view inactive patients and inactivate patients on the Patient Demographics page.
- **Inventory Correction\*\*-** When the user has this permission, the Correction Category will be available for selection when reconciling inventory on both the Reconciliation and Inventory Edit/Add screens. The user will also be able to submit Reconciliation without entering a physical quantity value for all vaccines in inventory. Note: The user must have the Lot Number Manager Access and Lot Number Manager Edit permission to reconcile lots.
- **Lead Management Access-** When the Lead Module is enabled, it gives the user access to the Lead Menu for the Reports, Screening History, and Risk Questionnaire. It will also give access to Letters and Maps links when the advanced lead module is enabled.
- **Lead View Access-** When the Lead Module is enabled, it gives the user access to the Lead Menu for the Screening History and Risk Questionnaire links.

- **Lot Number Manager Access**- Provides the ability to maintain your vaccine inventory in the system, including the ability to add, update, and inactivate lot numbers on the Inventory Search/Add page. Also, it allows the user to run the state vaccine accountability reports. In VOMS 2.0, it allows the user to access items under the Inventory menu.
- **Lot Number Manager Edit\*\***- When the user has this permission, the user will be able to edit lot information on the Search/Add Inventory page for all lot details. It will enable the Edit button. Lot Number Manager Access must be given with this permission.
- **Manage Reminder Recall**-This permission enables a user to access all options for Reminder Recall in IWeb: Reminder Recall, Run Templates, Create Templates, and Manage Cohort.
- **Management Reports**- Enables the Management Reports under the Reports menu and gives access to the Pocket of Need, Total Patients by Age Group, Total Patients by Provider, and Birth Statistics reports.
- **Map Designer Access\*\***- Under Management Reports, that are certain reports that utilize mapping capabilities such as County View and Pocket of Needs report. When the registry has ArcIMS configured and the user has this permission, it will enable the mapping capabilities in these reports. Must have Management Reports permission as well.
- **Mass Immunizations/Dispensing**- Enables the Mass Immunization Module for the user in IWeb. This permission enables the Mass Immunization application to appear in the Select Application drop-down list. The mass immunization module allows users a quick entry of demographics and vaccination information during a mass immunization event.
- **Master Patient Data Access**- This permission allows users to view private fields from other Organizations that they would not have access to. See IWeb User Guide for list of private fields. The permission gives the user the following ability:
  - The user will see the **Patient Demographic Master View** page instead of the **Patient Demographic** page and display fields from the Master record. The Master View page will show the patient's address history. If multiple addresses and guardians are enabled, then it will display the current owner's data. If the user makes edits to the page, the edit screen will populate data from the master table and not the user's reserve data. The saved edits will save onto the Reserve record for the user's organization and will take ownership if ownership is allowed.

Select Application				
Choose an Application for this session.				
<b>Application:</b>	<table border="1"> <tr> <td>Mass Immunizations</td> </tr> <tr> <td>PHC Hub</td> </tr> <tr> <td>Standard</td> </tr> </table>	Mass Immunizations	PHC Hub	Standard
Mass Immunizations				
PHC Hub				
Standard				

**Patient Demographics**

Record ID: 1186  
 Organization (IRMS) Owner: 1311 - DEMO PATIENTS  
 Family Owner: -  
 Entry Date: 12/11/2014 02:20:42 PM  
 Entered By: HL7 USER  
 List Update: 01/10/2019 10:07:28 PM  
 Last Updated By: OC KUDA

**Patient Status:** Inactive

**Patient:**  
 First Name: TEST  
 Middle Name: JESUS  
 Last Name: JESUS  
 Birth Date: 08/01/1988  
 Birth Sex: M  
 Age: 30 yrs  
 Demographic Publicity Code: -  
 Sex: MALE  
 Mother Maiden Init: -  
 Race: -  
 Ethnicity: -  
 Language: -  
 SSN: -  
 Medicaid #: -  
 Multi Birth Indicator: N  
 Birth Order: -  
 Military: -  
 Recal Attempts: 0  
 VFC Status: Not VFC Eligible  
 Vaccine Supply: PRIVATE

**Primary Address:**  
 Address 1: -  
 City: -  
 Zip Code: -  
 State: -  
 Country: United States  
 County/Parish: -

**Family & Contact:**  
 Guardian 1 First: -  
 Guardian 1 Middle: -  
 Guardian 1 Last: -  
 Phone Number: -  
 Phone Use Code: -  
 Guardian 2 First: -  
 Guardian 2 Middle: -  
 Guardian 2 Last: -  
 Equipment Type: -

**Alerts:**  
 Secondary Patient Demographics  
 School  
 Medical Home  
 Birth & Death  
 Patient Specific Reports

Click to expand/shrink this section. Edit High Risk Categories. Update Programs. Back. Edit.



**Patient Demographic Master View**

Record ID: 1186  
 Organization (IRMS) Owner: 1311 - DEMO PATIENTS  
 Family Owner: -  
 Entry Date: 12/11/2014 02:20:42 PM  
 Entered By: HL7 USER  
 List Update: 01/10/2019 10:07:28 PM  
 Last Updated By: OC KUDA

**Patient Status:** Inactive

**Patient:**  
 First Name: TEST  
 Middle Name: JESUS  
 Last Name: JESUS  
 Birth Date: 08/01/1988  
 Birth Sex: M  
 Age: 30 yrs  
 Demographic Publicity Code: -  
 Sex: MALE  
 Mother Maiden Init: -  
 Race: TEST  
 Ethnicity: -  
 Language: -  
 SSN: -  
 Medicaid #: -  
 Multi Birth Indicator: N  
 Birth Order: -  
 Military: -  
 Recal Attempts: 0  
 VFC Status: Not VFC Eligible  
 Vaccine Supply: PRIVATE

**Primary Address:**  
 Address 1: -  
 City: -  
 Zip Code: -  
 State: -  
 Country: United States  
 County/Parish: -

**Family & Contact:**  
 Guardian 1 First: -  
 Guardian 1 Middle: -  
 Guardian 1 Last: -  
 Phone Number: -  
 Phone Use Code: -  
 Guardian 2 First: -  
 Guardian 2 Middle: -  
 Guardian 2 Last: -  
 Equipment Type: -

**Alerts:**  
 Secondary Patient Demographics  
 School  
 Medical Home  
 Birth & Death  
 Patient Specific Reports

Edit High Risk Categories. Update Programs. Health Promoter Info. Back. Edit. MyIR.

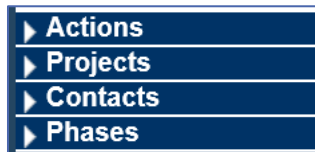
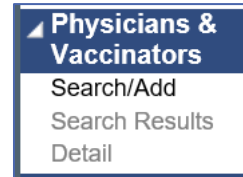
**Patient Address History**

Address	Patient	Mother	Lang	Last User to Update
8000 Mountain Rd 10000	TEST JESUS			HL71311, 01/10/2019
10000 N. 10th St	TEST JESUS			HL71311, 01/06/2017
10000 N. 10th St	TEST JESUS			RODNEY, NC1000, 02/13/2016
10000 N. 10th St	TEST JESUS			HL71311, 01/13/2015
10000 N. 10th St	TEST JESUS			STARTINGADMIN1000, 06/30/2015

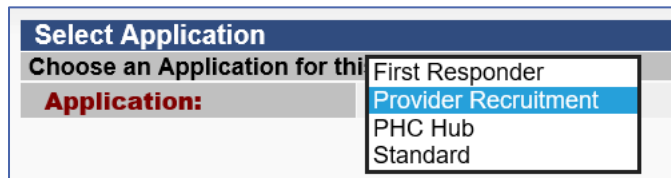
- **Message of the Day Edit Access-** This permission is only for Registry Clients. This enables the menu item of Message of the Day on the Administration menu and allows the user to Add and Edit the Message of the Day that all users will see when logging into IWeb.
- **MyIR-** When this permission is given to a user, they will have the ability to give a consumer access to their own immunization records in MyIR.
- **MyIR Verifier-** This permission will add the MyIR Verifier button to the bottom of the Patient Demographics page for a patient. When selected, it will allow the IIS user to match the IIS record to the MyIR account even if the key fields used by the automated system do not match. This typically is used after the MyIR user will have attempted to match automatically but was unsuccessful.
- **Organization (IRMS) Administration\*, \*\*-** Provides access to Org Clients to User Management including Search/Add User, Inactivate Multiple Users, and User Reports. It also provides additional options in the Settings menu which includes Organization VIS Dates Defaults, and Doses Administered Report Configuration. Must have the permission System Administration for this permission to work properly.
- **Organization (IRMS) Level Administration User\*-** This permission allows Organization Clients to make user level administration changes such as creating and editing user accounts. Gives access to Search/Add User and Inactivate Multiple Users.
- **PHC Hub Access-** Gives users access to PHC Hub, STC's tool for HL7 Data Exchange. Permission must be paired with Keycloak role 'Access to PHC Hub'.
- **PHC Hub Run Web Service Export-** This permission is to support an electronic interface between an immunization registry and the Master Client Index (MCI), MultiView, a web service. It is available at <context path>/soa/getPatientListingRequest/getPatientListing.wsdl. This web service allows user accounts with the PHC Hub Run Web Service Export permission to query the registry to determine the validity of the PHC Hub credentials supplied. It also receives all patient demographic updates that have occurred since the last time

a query was made from that account. PHC-Hub stores the timestamp for this request, so that the next request contains only updates from this point forward. Optionally, a date can be passed to the web service causing the query to return all updates that have occurred since that date rather than since the last time a query was made. The MCI sends a web service request to PHC-Hub, containing login credentials for the user created above.

- If the web service receives a connection with account credentials that are invalid or incomplete, a negative response is returned.
- If the web service receives a connection with account credentials that are valid, an affirmative response is returned.
- **Physicians Administration**- This enables the menu option of Physicians & Vaccinators. This allows users to manage physicians and vaccinators within the IIS.
- **Project Tracker Access\*\***- Only for Registry Clients. It gives users permission to access Project Tracker in PHC Hub, which includes Actions, Projects, Contacts, and Phases menu links. Must also have PHC-Hub Access permission and the Access PHC-Hub keycloak role.



- **Provider Ordering**- When the user has this permission, they can access the Orders & Returns section of the VOMS application. Notifications and Actions items related to Ordering will populate accordingly on the VOMS Dashboard.
- **Provider Recruitment Administrator**- This permission enables the Provider Recruitment Module by enabling the user to select it from IWeb>Main>Select Application> Provider Recruitment.

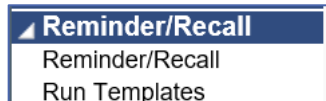


When the Provider Recruitment module is enabled, it will display the Provider Recruitment menus (Activities, Vendors, Trainings, Help Desk and Contacts).





Additionally, when editing an organization, the Recruitment fields and links appear on the Organization Maintenance page. Currently this module is enabled in AK, LA, WA, and WV registries.

- **Query HL7 Access Only**- This permission allows users to send HL7 queries but not HL7 updates to the registry.
- **Registry Settings\*\***-This property enables additional menu items on the Administration page for Registry clients. It enables the Define Values section. It also adds additional menu items under the Settings section including Registry Vaccine Group Settings, Additional Registry Settings, Confidentiality Agreement, Password Rules, Define Email Subject, Patient Demographic Display Settings, Required Fields, Config Vaccines, and Organization/Facility Merges. Requires the System Administration permission.
- **Remote Clinic Export**- The functionality for this permission has been removed and the permission will be removed from IWeb in the future.
- **Run Registry Reports**- This permission allows a registry client/view user to run the Registry Statistics report. Without this permission, the report will be visible on the Reports Module page, but the user will not be able to run the report without this permission.
- **Run Reminder Recall**- If the user does not have the Manage Reminder Recall permission and has the Run Reminder Recall permission, the user will have access to the Reminder Recall menu with the Reminder Recall and Run Templates links.
 
- **School Nurse Admin Reports Only**- This permission can only be assigned to School Nurse or School Nurse District users. No other permissions should be assigned with this permission. This permission limits the user to the menu items: Main, Reports, Scheduled Reports, Change Password and Answers. The reports that are available through this permission will vary depending upon what is enabled for the state IIS.
- **School Nurse Annual Report Only**- This permission can only be assigned to School Nurse or School Nurse District users. No other permissions should be assigned with this permission. This permission limits the user to the menu items: Main, Reports, Schedule Reports, Change Password and Answers. This permission allows the user to only run the Complete Annual School Report.
- **School Nurse Vaccine Administrator**- This permission will only work when the “Enable Vaccine Administration Permission” property is enabled on the Admin>Settings>Properties>School Nurse page. This permission allows the School Nurse to record administered and historical vaccinations. The vaccines entered will not show a warning on the vaccine as Unverified. The user will not be able to delete or edit administered vaccines that they have entered in the school nurse module. They will only be able to delete historical vaccines that were entered by their organization. Without this permission, School Nurses can only record historical vaccines that will have a warning of Unverified.

- **SNM Export Patient Data**- Gives the user permission to export patient data using the Export>Export Patient Data option in the School Nurse Module. The export function exports patient data into .csv format, providing the name of patient, date of birth, address, school name, vaccination, vaccination date, and vaccine exemptions. Depending upon the type of School Nurse user, the user will be limited which patients the user can export.
  - For School Nurse and School Nurse Facility users, they can only export patient data based on their assigned school.
  - School Nurse District users can pull information for a specific school in their assigned district, or for the entire district.
  - School Nurse Coordinator users can pull information for any school or school district.

First Name	Middle Name	Last Name	Student Id	Birth Date	Physical Address	City	State	Zip	Guardian	School Name	Vaccinatio	Vaccination Date	Exemption
TEST			7	6/23/2015	123 STEP JUMP	AUBURN	WA	98001		10TH STREET SCHOOL	Hep B Ped	1/1/2017	None
TEST			7	6/23/2015	123 STEP JUMP	AUBURN	WA	98001		10TH STREET SCHOOL	DTaP	2/21/2019	None
TEST			7	6/23/2015	123 STEP JUMP	AUBURN	WA	98001		10TH STREET SCHOOL	IPV	2/21/2019	None

- **Security Access**-This enables users to have access to the following Administrative reports: Patient Queries, Patient Changes, Usage Tracking, and Bad Logins.
- **Serology Management Access**- The ‘Enable Serology’ option must be enabled on the Admin>Settings>Properties>Registry Setting page for this permission to work. This permission will display the Config Serology link on the Administration Main Menu.

The Config Serology allows the user to add tests for diseases, it’s serology code, LOINC code and vaccine code. This will then allow users to record titers and serology results for patients. Defaults tests are included including Covid-19 tests published by LOINC.org and those tests that CDSI have indicated are used in the forecast evaluation for a patient.

Settings
<a href="#">Registry Vaccine Family Settings</a>
<b>Properties</b>
<a href="#">Waitlist Codes Administration</a>
<a href="#">Additional Registry Settings</a>
<a href="#">Product Settings</a>
<a href="#">Confidentiality Agreement</a>
<b><a href="#">Config Serology</a></b>
<a href="#">Health Promotion Block Mail Rule Settings</a>
<a href="#">Password Rules</a>
<a href="#">Provider Mapping</a>

- **Serology View Access**- The ‘Enable Serology’ option must be enabled on the Admin>Settings>Properties>Registry Setting page for the permission to work. STC|ONE allows the display and entry of serology tests at the patient level for all users who are given the Serology View Access permission through the Serology Module. These tests are accepted into the IIS from HL7 and manual data entry. This permission enables the Serology menu item where users can manually record titers.
- **State/Local Order Approver**- Enables users to approve orders, transfers, returns and wastage that have been submitted by providers. The user will be given access to the Approvals and Management menu option in VOMS, including Approve Orders, Transfers, Returns, and Wastage, Import Shipping Files, Manage Accountability Submissions, and Define Allocations.
- **Suppress Demographic Address Check**- When the address fields are required on the demographics page in IWeb by a state, it allows the user to add or update patient information without entering in the patient address. This allows users to update a patient record even if they do not know the patient’s current address.

- **System Administration\***- Without this permission, client users cannot access the Administration page in IWeb. Based on the access level, users will have access to different administration menu items.
  - It also provides access to the Application Settings in PHC Hub for Registry Clients.
  - For Facility Clients, it provides access to User management, inactivate multiple users, user reports, waitlist codes and waitlist encounter logic administration and doses administered report configuration.
- **System Administration (Limited)\***- This permission is specific to Alberta. This permission gives the user limited menu items on the Administration screen in IWeb. It gives users access to Vaccine Settings, Search/Add User, Users Logged In and User Reports menu items.
- **Terminate Session**- This option displays “End Session” under Administration>User Management. The user is provided with a list of all users logged in and allows you to select users to end their session and log them out of IWeb. It also enables the “User Logged In” and “User Activity Tracking” links. This permission is used by Registry Clients and is for Non-SSO environment.
- **Third Party Billing Access**-The permission will only work when the Enable Third Party Billing setting is enabled by an Administrator under Registry Settings. This option allows a user to access Third Party Billing which enables Insurance Information and Patient Encounter menu links to appear in the Patients menu in IWeb.
- **UFM Access**-This permission displays the Schedule buttons for the Report Module, State, and Management Reports and allows users to schedule certain reports.
- **Update Facilities through DTT or HL7**- This permission allows existing facilities to be updated from the data submitted via DTT or HL7. This should be used when providers change their facility information frequently and need to maintain them without State Administrator intervention. For DTT, see the Facility Information section in the DTT Specification Guide v.5.35.0.
- **Update Password HL7 Access**- This permission allows the user to update their HL7 password. It is used when two systems are synchronizing user information using the MFN HL7 message. For example: If a password is changed on the Hospital A side, this option would also synchronize the IWeb password for the same HL7 user.
- **Upload HL7 Access**- This permission displays the Imports menu category with the HL7 Realtime submenu item in IWeb. Additionally, it gives the user account access to the HL7 server entry point so that HL7 messages can be automatically sent to the registry using an HTTPS post.
- **Vaccine Ordering Management**- For VOMS 1.0, it provides users access to the following Administration functions: Vaccine Management Settings, Organization VIS Date Defaults, Define Order Sets and VacMan Vaccine Settings (for states using VacMan). System Administration is required for users to be able to access these items in VOMS 1.0. For VOMS 2.0, it will give users access to the Admin & Settings

page in VOMS. The Access VOMS keycloak role is needed along with this permission. This permission is limited to Registry and Organization Clients.

- **View Patient Address History-** This permission is only available for Registry Clients. It allows Registry Clients to view a patient's address history on the Patient Demographic page. If the user has the Master Patient Data Access permission, the user will still see the patient address history if this permission is not granted to the Registry Client.
- **View Pocket of Needs Report-** Allows users to run and view the Pocket of Needs report that is under Management Reports. If a user does not have the Management Report permission and only the View Pocket of Needs Report permission, the Pocket of Need report is the only report that the user will have access to.
- **View User Report Access-** This option allows Organization and Facility View users to access and run Reports which include Patient Record, Reports Module, and State Reports, as well as access to the Exports menu for DTT.
- **Waitlist Access-** Enables the Waitlist Menu item under Patient menu in the Mass Immunization module. The Facility must have Waiting Room option enabled on their facility maintenance page.

#### **PERMISSIONS THAT CAN'T BE PICKED TOGETHER\***

- Organization User Level Administration cannot be assigned with System Administration and vice versa.
- Block Patient Data Access cannot be assigned with Executive Dashboard Access permission and vice versa.
- Block User Management access cannot be assigned with the follow and vice versa:
  - Organization User Level Administration
  - Waitlist Access
  - Executive Dashboard Access
  - Document Center Access
  - Mass Immunizations
- System Administration and System Administration (Limited) cannot be assigned together.

#### **PERMISSIONS THAT MUST BE PICKED TOGETHER\*\***

- Must have Lot Number Manager access to be given Lot Number Manager Edit.
- Must have Lot Number Manager access to be given Inventory Correction.
- System Administration must be selected to be able to add Delete Patient Access permission.
- Must have PHC Hub Access permission with 'Access to PHC Hub' Keycloak role.
- Must have Lot Number Manager Access permission to be given Correct Lot Decrementation .
- Must have Lot Manager Access if user is assigned Bypass Ordering Requirements.
- Must have System Administration selected for Vaccine Ordering Management to work in VOMS 1.0.
- Allow Public Lot Addition must have Lot Number Manage Access.

- Enable Oral Health Reports needs Enable Oral Health Service to be assigned.
- Assign System Administration when giving Organization (IRMS) Administrator for it to work properly.
- Map Designer access requires Management Reports for it to work properly.
- Project tracker access requires the PHC Hub Access permission and the Access PHC-Hub keycloak role.
- Registry Settings requires System Administration to be assigned.

## KEYCLOAK

With the addition of single sign-on (SSO) and interoperability between STC Applications, Keycloak roles were added. There are two types of roles defined in Keycloak: Application Access roles and User Type roles.

### APPLICATION ACCESS ROLES

Keycloak access roles give users access to the different STC applications individually. These roles do not control application behavior but merely gives access to the different applications. Access can be granted to one, many or all applications.

SSO Role	Description
Access AFIX	Role required to access the SMaRT AFIX application
Access STC iQ	Role required to access the STC iQ application
Access IWeb	Role required to access the IWeb application
Access VOMS	Role required to access the VOMS application
Access PHC Hub	Role required to access the PHC Hub application

## USER TYPE ROLES

Keycloak user type roles grant access to specific functionalities within an application. For example, a user may have the Application Access Role of Access STC|IQ, but without the User Type Role of Provider Interface Profile, that user will not have the option to select the Provider Interface Profile menu item.

SSO Role	Access Type	Description
<b>Provider Interface Profile</b>	Organization Client Or Facility Client	Access to iQ Provider Interface Profile Form
<b>Provider Level Permissions</b>	Facility Client	Declares the user to be a Facility Client for iQ, AFIX, and VOMS.  <i>Access to facility data and facility functions.</i>
<b>Organization Provider Content (data) Security</b>	Organization Client	Declares the user to be an Organization Client for iQ, AFIX, and VOMS.  <i>Access to Organization and Facility data and Organization functions .</i>
<b>State Level Permissions</b>	Registry Client	Declares the user to be a Registry Client for iQ, SMaRT AFIX, and VOMS.  <i>Provides access to all data and functions.</i>
<b>SMART AFIX Access Manage Users Page</b>	Registry Client	Access to the Manage Users page in SMaRT AFIX to manage provider groups

<b>SMART AFIX Provider groups Content(data) Security</b>	Registry Client Organization Client Facility Client	Allows users to run reports and patient lists, for the facilities/organizations within the Provider Group to which they are assigned. Must be assigned to a Provider Group.
--	---	---



## CREATION OF ACCOUNTS

Who is creating the account?	Type of account created	Keycloak Role(s) Default Display	Permission(s) Added Keycloak Role Additional Display
Registry Client User	Registry Client/ Registry View	Access AFIX Access iQ Access IWeb SMaRT AFIX Access Manage Users Page Access State Level Permission Access STC U	<b>Permissions:</b> Lot Number Manager Access Provider Ordering State/Local Order Approver Vaccine Ordering Management <b>Keycloak Role Now Displayed:</b> Access VOMS <b>Permission:</b> PHC-Hub Access <b>Keycloak Role Now Displayed:</b> Access PHC-HUB
Registry Client User	Organization Client/ Organization View	Access AFIX Access iQ Access IWeb Organization Provider Content (Data) Security SMaRT AFIX Provider groups Content(data) Security Provider Interface Profile Form Access STC U	<b>Permissions:</b> Lot Number Manager Access Provider Ordering State/Local Order Approver Vaccine Ordering Management <b>Keycloak Role Now Displayed:</b> Access VOMS <b>Permission:</b> PHC-Hub Access <b>Keycloak Role Now Displayed:</b> Access PHC-HUB
Registry Client User	Facility Client/ Facility View	Access AFIX Access iQ Access IWeb	<b>Permissions:</b> Lot Number Manager Access Provider Ordering

		Provider Level Permissions SMaRT AFIX Provider groups Content(data) Security Provider Interface Profile Form Access STC U	State/Local Order Approver <b>Keycloak Role Now Displayed:</b> Access VOMS
Registry Client User	County View, Provider Recruiter School District Client, School Nurse, School Nurse-Facility Nurse, School Nurse Coordinator, Vendor View	Access IWeb Access STC U	N/A
Registry Client User	No Login User	No Keycloak roles	N/A

Who is creating the account?	Type of account created	Keycloak Role(s) Displayed
Organization Client User	Organization Client/ Organization View	Access IWeb
Organization Client User	Facility Client/ Facility View	Access IWeb
Organization Client User	No Login User	No Keycloak roles

Who is creating the account?	Type of account created	Keycloak Role(s) Displayed
Facility Client User	Facility Client/ Facility View	Access IWeb
Facility Client User	No Login User	No Keycloak roles

**Notes:**

- A Registry Client user can assign roles that are not available when Organization and Facility users add a user. The roles assigned by the Registry client can be **viewed** by the Organization and Facility user, but they **cannot be changed**.
- When the **Access level is changed** in IWeb, the roles that are appropriate for the **new** Access Level are **displayed** and **all assigned** Keycloak roles are **cleared** (deselected).
- When a user's **permissions** are **removed** (PHC Hub Access, Provider Ordering, Vaccine Order Management, Lot Number Manager Access, Lot Number Manager Edit) the **corresponding Keycloak role is deselected** (Access PHC Hub, Access VOMS).
- When a user's **Keycloak role is deselected** (Access PHC Hub, Access VOMS), the corresponding **permissions** (PHC Hub Access, Provider Ordering, Vaccine Order Management, Lot Number Manager Access, Lot Number Manager Edit) **still remain active**.

## RECOMMENDED SMART AFIX KEYCLOAK ROLES

I am a:	I want to:	I need these IWeb access roles:	I need these Keycloak roles:
<b>State User/AFIX Level User</b>	<ul style="list-style-type: none"> <li>• View Master Rate Comparison Report</li> <li>• View coverage rate reports for all facilities</li> <li>• View patient lists for all facilities</li> <li>•</li> </ul>	Registry Client	<ul style="list-style-type: none"> <li>• Access AFIX</li> <li>• State Level Permissions</li> </ul>
<b>State User/AFIX Level User</b>	<ul style="list-style-type: none"> <li>• View Master Rate Comparison Report</li> <li>• View coverage rate reports for all</li> <li>• View patient lists for all facilities</li> <li>•</li> <li>• Create/edit provider groups by accessing the Provider Groups page</li> </ul>	Registry Client	<ul style="list-style-type: none"> <li>• Access AFIX</li> <li>• State Level Permissions</li> <li>• Access Manage Users Page</li> <li>• SMaRT AFIX Provider Groups Content (data) Security</li> </ul>
<b>AFIX Assessor with Limited Facility Access</b>	<ul style="list-style-type: none"> <li>• View Master Rate Comparison reports for all providers</li> <li>• View coverage rate reports for selected assigned facilities (provider groups)</li> <li>• View patient lists for selected assigned facilities (provider groups)</li> <li>•</li> </ul>	Organization or Facility Client	<ul style="list-style-type: none"> <li>• Access AFIX</li> <li>• Provider Level Permissions</li> <li>• SMaRT AFIX Provider Groups Content (data) Security</li> </ul>
<b>Provider / Organization Level User</b>	<ul style="list-style-type: none"> <li>• View coverage rate reports for my own organization</li> <li>• View patient lists</li> </ul>	Organization Client	<ul style="list-style-type: none"> <li>• Access AFIX</li> <li>• Organization Provider Content (data) Security</li> </ul>

	for my own organization		
<b>Provider / Facility Level User</b>	<ul style="list-style-type: none"> <li>• View coverage rate reports for my own organization / facilities</li> <li>• View patient lists for my own organization / facilities</li> </ul>	Facility Client	<ul style="list-style-type: none"> <li>• Access AFIX</li> <li>• Provider Level Permissions</li> </ul>

## VOMS PERMISSIONS RECOMMENDATIONS

I am a:	I need these IWeb access roles:	Recommended Permissions	I need these Keycloak roles:
Non-Depot Organization Ordering Staff	Organization Client	<ul style="list-style-type: none"> <li>-Lot Number Manager Access</li> <li>-Lot Number Manager Edit</li> <li>-Provider Ordering</li> </ul>	<ul style="list-style-type: none"> <li>• Access VOMS</li> <li>• Organization Provider Content (data) Security</li> </ul>
Non-Depot Facility Ordering Staff	Facility Client	<ul style="list-style-type: none"> <li>-Lot Number Manager Access</li> <li>-Lot Number Manager Edit</li> <li>-Provider Ordering</li> </ul>	<ul style="list-style-type: none"> <li>• Access VOMS</li> <li>• Provider Level Permissions</li> </ul>
Depot Ordering Org & Order Approvers	Registry Client or Organization Client	<ul style="list-style-type: none"> <li>-Allow Public Lot Addition</li> <li>-Lot Number Manager Access</li> <li>-Lot Number Manager Edit</li> <li>-Provider Ordering</li> <li>-State/Local Order Approver</li> <li>-Vaccine Ordering Management</li> </ul>	<ul style="list-style-type: none"> <li>• Access VOMS</li> <li>• State Level Permissions</li> </ul>
Non-Depot State Staff who Approve Orders, Manage Orgs/Facilities, & Users	Registry Client	<ul style="list-style-type: none"> <li>-Allow Public Lot Addition</li> <li>-Facility Administration</li> <li>-Inactivate Lot Numbers</li> <li>-Inventory Correction</li> <li>-Lot Number Manager Access</li> <li>-Lot Number Manager Edit</li> <li>-Provider Ordering</li> <li>-Registry Settings</li> <li>-State/Local Order Approver</li> <li>-System Administration</li> <li>-Vaccine Ordering Management</li> </ul>	<ul style="list-style-type: none"> <li>• Access VOMS</li> <li>• State Level Permissions</li> </ul>

## **PERMISSIONS RELATED TO SPECIFICALLY TO VOMS**

- Aggregate Vaccine Counts (VOMS 1.0)
- Allow Public Lot Addition
- Bypass Ordering Requirements
- Correct Lot Decrementing
- Default Vaccine Management
- Inactivate Lot Numbers
- Inventory Correction
- Lot Number Manager Access
- Lot Number Manager Edit
- Provider Ordering
- State/Local Order Approver
- Vaccine Ordering Management

## APPENDIX A



PERMISSION	REGISTRY CLIENT	REGISTRY VIEW	ORG CLIENT	ORG VIEW	FACILITY CLIENT	FACILITY VIEW	NO LOGIN	VENDOR VIEW	PROVIDER RECRUITMENT	HEALTH PROMOTION CLIENT	COUNTY VIEW	SCHOOL DISTRICT CLIENT	SCHOOL NURSE	SCHOOL NURSE COORDINATOR	SCHOOL NURSE FACILITY NURSE	CHILD CARE USER	CHILD CARE STATE COORDINATOR	CHILD CARE DISTRICT COORDINATOR
Add State Logo to Reminder/Recall notifications	x							x										
Aggregate Vaccine Counts	x																	
Allow Provider Manual Deduplication			x		x													
Allow Public Lot Addition	x		x		x													
Allow View User to Edit Patients				x		x												
Block Administered Vaccine Entry	x		x		x				x	x (WA Only)		x	x	x	x	x	x	x
Block Adverse Reaction	x	x	x	x	x	x					x	x	x	x	x			
Block Contraindication	x	x	x	x	x	x					x	x	x	x	x			
Block IWeb Core Access		x	x	x	x	x		x	x	x (WA Only)	x	x	x	x	x			
Block Patient Data Access	x		x		x													

Block User Management Access	x		x		x													
Block Vaccination Access	x	x	x	x	x	x	x	x	x	x (WA Only)	x	x	x	x	x	x	x	x
Bypass Consent	x (MT Only)		x (MT Only)		x (MT Only)							x (MT Only)	x (MT Only)	x (MT Only)	x (MT Only)			
Bypass Ordering Requirements	x		x		x							x	x	x	x			
CASA Export	x	x	x	x	x	x					x	x	x	x	x			
Child Care Administrator	x (AZ, LA, MS)																x	x
Cold Storage Electronic Submission	x (IN Only)	x (IN Only)	x (IN Only)	x (IN Only)	x (IN Only)	x (IN Only)	x	x (IN Only)			x (Only IN)	x (IN Only)	x (IN Only)	x (IN Only)	x (IN Only)			
Correct Lot Decrementing	x		x		x							x	x	x	x			
CRA Administration	x																	
Create Alerts	x																	
Create/Send Messages	x																	
Custom Reports Access		x																
Default Vaccine Management	x		x		x													

Delete Administered and Historical Vaccine	x																	
Delete Patient Access	x																	
Display Inactive IRMS Dropdown	x																	
Document Center Access	x																	
DTT Export Source Option	x		x		x						x	x	x	x				
DTT Import Access	x	x	x	x	x			x					x					
DTT Profile Creator	x		x		x			x			x	x	x	x				
Enable Oral Health Reports	x (WV Only)		x (WV Only)		x (WV Only)	x (WV Only)					x (WV Only)	x (WV Only)	x (WV Only)	x (WV Only)				
Enable Oral Health Service	x (WV Only)		x (WV Only)		x (WV Only)	x (WV Only)					x (WV Only)	x (WV Only)	x (WV Only)	x (WV Only)				
Executive Dashboard Access	x	x	x	x	x	x												
Facility Administration	x		x						x		x	x	x	x				

Global Submitter							x											
Health Promotions Administrator	x (WA Only)											x (WA Only)	x (WA Only)	x (WA Only)	x (WA Only)			
HEDIS Assessment	x		x					x										
iCAT	x		x		x													
Inactivate Lot Numbers	x		x		x							x	x	x	x			
Inactivate Patients	x		x		x							x	x	x	x			
Inventory Correction	x		x		x							x	x	x	x			
Lead Management Access	x (IN, LA, OH, WV)	x (IN, LA, OH, WV)	x (IN, LA, OH, WV)	x (IN, LA, OH, WV)	x (IN, LA, OH, WV)	x (IN, LA, OH, WV)						x (IN, LA, OH, WV)	x (IN, LA, OH, WV)	x (IN, LA, OH, WV)	x (IN, LA, OH, WV)			
Lead View Access	x (IN, LA, OH, WV)	x (IN, LA, OH, WV)	x (IN, LA, OH, WV)	x (IN, LA, OH, WV)	x (IN, LA, OH, WV)	x (IN, LA, OH, WV)						x (IN, LA, OH, WV)	x (IN, LA, OH, WV)	x (IN, LA, OH, WV)	x (IN, LA, OH, WV)			
Lot Number Manager Access	x	x (IN Only)	x		x							x	x	x	x			
Lot Number Manager Edit	x		x	x (IN Only)	x	x (IN Only)	x (IN Only)	x (IN Only)				x (IN Only)	x (IN Only)	x (IN Only)	x (IN Only)	x (IN Only)		
Manage Reminder/Recall	x		x		x													

Management Reports	x	x	x	x	x	x			x		x	x	x	x	x			
Map Designer Access	x	x	x	x	x	x						x	x	x	x			
Mass Immunizations	x	x	x	x	x	x		x		x (WA Only)		x	x	x	x			
Master Patient Data Access	x	x	x	x	x	x												
Message of the Day Edit Access	x																	
MyIR	x (AK, AZ, LA, WA, WV)	x (AZ only)	x (AK, AZ, LA, WA, WV)	x (AK, AZ, LA, WA, WV)	x (AK, AZ, LA, WA, WV)	x (AK, AZ, LA, WA, WV)	x (AK, AZ, LA, WA, WV)	x (AZ Only)	x		x (AK, AZ, LA, WA, WV)	x (AK, AZ, LA, WA, WV)	x (AK, AZ, LA, WA, WV)	x (AK, AZ, LA, WA, WV)	x (AK, AZ, LA, WA, WV)	x (AZ, LA)	x (AZ, LA)	
MyIR Verifier	x (AB excluded)	x (AB excluded)	x (AB excluded)	x (AB excluded)	x (AB excluded)	x (AB excluded)	x (AB excluded)	x (AB excluded)	x (AB excluded)	x (WA Only)	x (AB excluded)	x (AB excluded)	x (AB excluded)	x (AB excluded)	x (AB excluded)	x	x	
Organization (IRMS) Administration			x															

Organization Level Administration User			x															
PHC-Hub Access	x	x	x		x					x (WA Only)								
PHC-Hub Run Web Service Export	x	x (AK, AZ, LA, WA, WV excluded)						x										
Physician Administration	x		x		x				x			x	x	x	x			
Project Tracker Access	x								x (AK only)									
Provider Ordering	x	x	x	x	x	x		x	x	x (WA Only)	x	x	x	x	x			
Provider Recruitment Administrator	x								x			x	x	x	x			
Query HL7 Access Only			x		x			x				x	x	x	x			
Registry Settings	x											x	x	x	x			
Remote Clinic Export	x		x		x							x	x	x	x			
SNM Export Patient Data												x	x	x	x			

School Nurse Admin Reports Only												x	x						
School Nurse Annual Report Only												x	x						
School Nurse Vaccine Administrator												x	x	x	x				
Run Registry Reports	x	x																	
Run Reminder/Recall	x		x		x														
Security Access	x	x	x	x	x	x						x	x	x	x				
Serology Management Access	x (TN, WA, WV excluded)	x (TN, WA, WV excluded)	x (TN, WA, WV excluded)	x (TN, WA, WV excluded)	x (TN, WA, WV excluded)	x (TN, WA, WV excluded)						x (TN, WA, WV excluded)	x (TN, WA, WV excluded)	x (TN, WA, WV excluded)	x (TN, WA, WV excluded)				
Serology View Access	x (TN, WA, WV excluded)	x (TN, WA, WV excluded)	x (TN, WA, WV excluded)	x (TN, WA, WV excluded)	x (TN, WA, WV excluded)	x (TN, WA, WV excluded)					x (TN, WA, WV excluded)	x (TN, WA, WV excluded)	x (TN, WA, WV excluded)	x (TN, WA, WV excluded)	x (TN, WA, WV excluded)				
State / Local Order Approver	x	x	x	x	x	x		x	x	x (WA Only)	x	x	x	x	x				
Suppress Demographic	x		x		x							x	x	x	x				

s Address Check																		
System Administration	x		x		x				x			x	x	x	x			
System Administration (Limited)	x (AB only)		x (AB only)		x (AB only)				x (AB only)			x (AB only)	x (AB only)	x (AB only)	x (AB only)			
Terminate Session	x											x	x	x	x			
Third Party Billing Access	x		x (WY Only)		x (WY Only)													
UFM Access	x	x	x	x	x	x			x		x	x	x	x	x		x (AZ Only)	x (AZ Only)
Update Facilities Through DTT or HL7	x	x	x	x	x			x										
Update Password HL7 Access			x		x							x						
Upload HL7 Access	x		x		x		x											
Vaccine Ordering Management	x		x															
View Patient Address History	x																	
View Pocket of Need Reports	x	x	x	x	x	x		x	x		x (WA Only)	x	x	x	x	x		



View User Reports Access		x		x		x												
Waitlist Access	x	x	x	x	x	x		x	x	x (WA Only)		x	x	x	x			