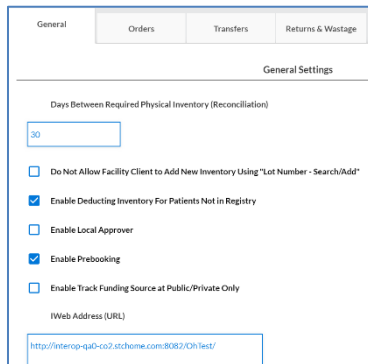


Properties and Settings

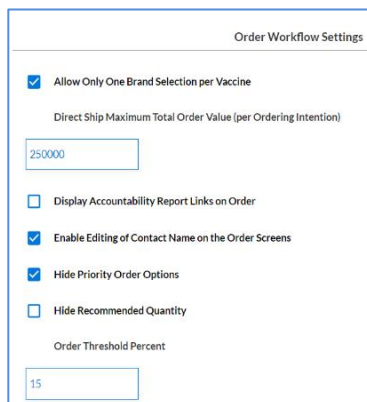
The VOMS application has a number of settings that users with the Vaccine Ordering Management permission can configure. These settings are available from the **Admin & Settings** menu link.

1. To configure System settings, click the **Admin & Settings** menu link and then **Properties** (under System Settings).
2. There are four-tab sections on the Properties page:

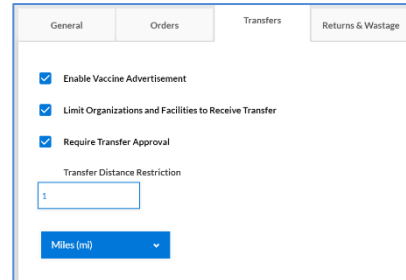
- **General**-includes general settings, cold storage settings, and import settings.



- **Orders**-includes order workflow settings and organization/facility custom vaccine selection settings.



- **Transfers**-includes settings related to vaccine transfers.



- **Returns & Wastage**-includes settings related to vaccine returns and wastage.

